


BRING TO HANGASSUO WASTE CENTER OR SORTING STATIONS



HAZARDOUS WASTE

Hazardous waste may pose risks to both human health and the environment

- Paints, varnishes, glues, solvents
- Oils, vehicle fluids
- Chemicals labelled with a warning sign
- Vehicle batteries

Bring to pharmacy:


- Medicines, needles and mercury thermometers



ELECTRICAL WASTE

Equipment that requires an electrical current, solar battery, accumulator or battery to run.

- Refrigerators, freezers, stoves, washing machines
- Televisions and computers
- Drills, sanders and other tools
- Lights and other small household appliances



OTHER WASTE

Items that do not belong in waste recycling point should be taken to Hangassuo waste center, sorting stations or other authorised reception points. .

- Large waste (furniture, mattresses etc.)
- Building and renovation waste (windows, bricks, concrete, timber etc.)
- Big metal items (bicycles, drying racks etc.)
- Vehicle tyres
- Garden waste

WASTE CENTER:

HANGASSUON JÄTEKESKUS

Sortiasemantie 36
29100 Luvia

Opening hours

Mon 7.00–21.00, Tue–Fri 7.00–18.00

SORTING STATIONS:

TIILIRUUKIN KERÄÄMÖ

Savipajakatu 8
28610 Pori

Opening hours

Mon 9.00–18.00
Tue 9.00–16.00
Wed 9.00–18.00
Thu 9.00–16.00
Fri 9.00–14.00

KROOKAN KERÄÄMÖ

Satamatie 27
29900 Merikarvia

Opening hours

Wed 9.00–12.00 and the 1st Saturday of each month 10.00–12.00.

Find the nearest recycling point at: [kierratys.info](https://www.kierratys.info)

For more information call us +358 44 701 2500 or neuvonta@keraamo.fi
We are happy to help you!

KERÄÄMÖ

Sinä lajittelet, me keräämme

Keräämö Oy
p. 044 701 2500
neuvonta@keraamo.fi
[keraamo.fi](https://www.keraamo.fi)



KERÄÄMÖ


SORTING GUIDE FOR HOUSEHOLDS

This guide will help you sort your waste correctly. Waste that is well sorted saves natural resources and energy and reduces waste management costs. It's very important to sort your waste. This way valuable resources can be used again.

Thank you for sorting your waste!



SORT INTO YOUR PROPERTY'S WASTE CONTAINERS:



MIXED WASTE

Non-recyclable waste.

- Dirty plastic, paper and carton packaging
- Nappies, tissues and sanitary towels
- Plastic items, such as toys, toothbrushes and containers
- Halogen and incandescent light bulbs
- Cat litter
- Broken drinking glasses, porcelain, crystal
- Unusable and dirty shoes and clothing

→ Mixed waste will not go to waste; it can be utilised for district heating and to produce electricity.



BIOWASTE

Organic waste that decomposes.

- Fruit and vegetable peels
- Leftover food
- Bones and fishbones
- Solidified grease
- Coffee and tea grounds, teabags and filter papers
- Plant parts and wilted flowers

→ Biowaste collected by Keräämä will be used as raw material for soil and biogas.




COMPOSTER

Biowaste can also be composted by using a composter for food waste. When using a composter, a separate biowaste container is unnecessary. Property owners must submit a composting notification to the waste authority.

More info: neuvonta@keraamo.fi

SORT INTO YOUR PROPERTY'S WASTE CONTAINERS OR AT RECYCLING POINT:




CARTON PACKAGING

Empty, clean, dry and flatten packages and pack them inside each other.

- Carton containers, such as milk and juice cartons
- Carton packaging, such as cereal and cookie boxes
- Paper bags and pouches
- Pizza boxes, egg cartons
- Toilet and kitchen roll tubes
- Cardboard multipacks for drinks

→ Carton items are delivered to a board mill to be used as raw materials. They can be used to produce corrugated cardboard and packaging board, among other things.



PAPER

Dry and clean paper.

- Newspapers and magazines
- Advertisements and catalogues
- Envelopes, printing paper

→ New stories, old paper. Paper waste is used to produce newsprint paper.




GLASS PACKAGING

Empty the packaging, remove lids and caps.

- Glass bottles
- Glass jars

→ Glass is crushed and washed, after which it is used to produce new glass packaging and other items.




PLASTIC PACKAGING

Empty and dry plastic household packaging. Remove plastic caps and lids from the packages.

- Foodstuff packaging, such as yoghurt cups and packaging for cold cuts and cheese
- Detergent, shampoo and soap packaging
- Plastic bottles, jars, cans
- Plastic bags and wrappings
- Styrofoam packages


→ Collected plastic packaging will be used to make new plastic products – now that's recycling!



METAL

- Tins and beverage cans
- Lids for yoghurt cups and butter tubs
- Pots and pans
- Cutlery, scissors and hand tools
- Nails, screws and other small metal parts
- Aluminium foil
- Empty paint cans and spray cans

→ Metal is used to produce new metal products, and it can be recycled almost indefinitely.



BATTERIES

To minimize short circuits, tape the poles of the batteries when they are discarded.

→ Take to a shop.