



# HOW TO RECYCLE IN FINLAND

## Tips & tricks

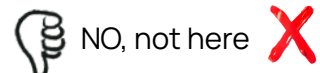
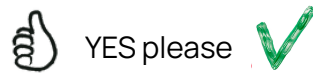


### Why we sort?

Finland has an excellent recycling system – almost everything can be reused! By sorting your waste, you help reduce mixed waste, save natural resources, and give valuable materials a new life. It also saves money. Makes sense, right?

### What to sort?

At least these 11 categories: Biowaste, paper, glass packaging, metal, carton packaging, plastic packaging, mixed waste, bottles and cans, hazardous waste, electrical equipment and batteries must all be sorted separately.



BIOWASTE



Organic waste, like fruit and vegetable scraps, coffee grounds and filters, eggshells...

E.g. cat litter, vacuum cleaner bag, plastic packaging, nappies and tissues



PAPER



Dry and clean paper, newspapers, magazines, advertisements, envelopes, printing paper

E.g. gift paper, hand paper, tissues



CARTON



Empty, dry and flatten packages: Carton containers, such as milk and juice cartons, pizza boxes, egg cartons, toilet and kitchen roll tubes

E.g. newspaper, printing paper, books



PLASTIC



Plastic packaging such as yoghurt cups, shampoo and soap packaging, plastic bags and wrappings, styrofoam packages

Everything that is not packaging. E.g. toothbrush, toys, buckets, plastic dishes



METALL



Metals such as tins, lids for yoghurt cups and butter tubs, pots and pans, cutlery, scissors and hand tools. Nails, screws, aluminium foil and empty paint cans and spray cans.

Large metal objects should not be placed in property waste containers. Take them to sorting station.



GLASS



Glass packaging and bottles. Remove lids and caps

E.g. drinking glasses, porcelain, light bulbs, mirror

PACKAGING WASTE



BATTERIES

Battery recycling:  
remember to tape the terminals




ELECTRICAL

Equipment that requires an electrical or battery to run such as refrigerators, freezers, stoves, washing machines, televisions, computers, lights and other small household appliances

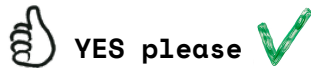


HAZARDOUS

Hazardous waste can be dangerous for both people and the environment. E.g. paints, varnishes, glues, solvents, oils, and vehicle fluids. These items are usually marked with chemical warning symbols. Never put hazardous waste in regular bins – always take it to a sorting station.



MIXED WASTE



Non-recyclable waste such as tissues and sanitary towels, plastic items, , toys, toothbrushes and containers, halogen and incandescent light bulbs, gift paper, broken drinking glasses, porcelain, crystal, unusable and dirty shoes and clothing.



BOTTLES  
AND CANS

### How about Bottles and Cans?

In Finland, almost all glass and plastic bottles, as well as beverage cans, have a deposit depending on the size and material. You can return them to reverse vending machines found in supermarkets and Alko stores. -> Never throw bottles or cans in the trash!  
Instead, collect them – after a party or get-together, you might even earn a nice bit of extra money by returning them.

**Start at home!**  
Make recycling easy by organizing your apartment with separate bins or bags for different waste types. Even a small space works – get creative!

## Waste Containers & Pictograms

Containers for different waste materials are marked with clear pictograms – often like the ones shown here.

Remember:

- Always take your rubbish to the waste point, never leave it elsewhere in the property.
- If a container is full, look for another of the same type.
- Never leave waste outside containers – rubbish on the ground attracts rats and birds, and makes it impossible to empty the bins properly.



For more information call us +358 44 701 2500 or [neuvonta@keraamo.fi](mailto:neuvonta@keraamo.fi)  
We are happy to help you!